Linear Bushings(Straight)

◀ Single
◀ Double

Code	Type	Material GB	Material Equiv.	Outer Cylinder Hardness	Surface Treatment	Balls Material	Retainer Material	Seal Material	Ambient Operating Temp.
LMC01	Single	GCr15	SUJ2	56HRC~	—	GCr15	Plastic	No Seal	-15~80°C
LMC02					Electroless Nickel Plating			Nitrile Rubber	
LMC03									
LMC11	Double				—			No Seal	
LMC12								Nitrile Rubber	
LMC13					Electroless Nickel Plating				

- Outer Cylinder, Balls as SUJ2 material, equivalent GCr15.
- Retainer material is equivalent to DURACON M90.

If there is a requirement for anti-rust performance, please choose nickel-plating products firstly!

Single

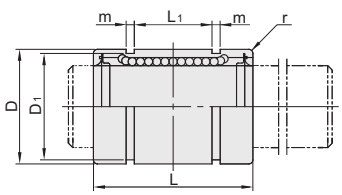

Double

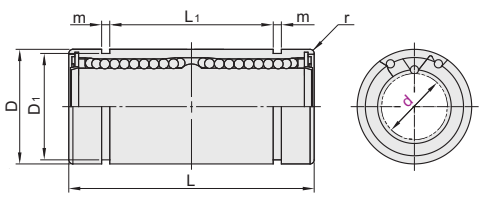

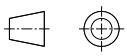

The first perspective

Single

Part Number Code	d		D Dimension	D No Surface Treatment	D Surface Treatment	L		L1		m	D1	r	Eccentricity (Max)	Rows of Balls	Basic Load Rating(N) C(Dynamic)	Basic Load Rating(N) Co(Static)	Mass (g)
	4	0 -0.008	8	0 -0.009	0 -0.015	12	0 -0.12	—	—	—	—	0.3	0.007		85	125	1.9
	5		10			15		8	0 -0.4	1.1	9.6	0.4			165	205	3.9
	6		12	0 -0.011	0 -0.018	19		11.3			11.5				205	260	8.3
	8		15			24		15.3			14.3		0.011	4	260	375	15
No Seal LMC01	10	0 -0.009	19			29		19.4		1.3	18				370	545	30
	12		21	0 -0.013	0 -0.021	30	0 -0.2	20.4			20				410	595	40
	13		23			32					22	0.8			505	780	45
With Seal LMC02	16		28			37		23.3		1.6	27			5	770	1175	70
	20		32			42		27.3			30.5				880	1365	95
LMC03	25	0 -0.010	40	0 -0.016	0 -0.025	59		37.3		1.85	38		0.014		975	1565	235
	30		45			64		40.8			43				1565	2735	260
	35		52			70	0 -0.3	45.3	0 -0.5	2.1	49	1.5		6	1665	3135	420
	40	0 -0.012	60	0 -0.019	0 -0.030	80		56.3			57		0.019		2155	4015	650
	50		80			100		68.8		2.6	76.5				3815	7935	1695

1Kgf=9.81N

Double

Part Number Code	d		D Dimension	D No Surface Treatment	D Surface Treatment	L		L1		m	D1	r	Eccentricity (Max)	Rows of Balls	Basic Load Rating(N) C(Dynamic)	Basic Load Rating(N) Co(Static)	Allowable Static Moment(N•m)	Mass (g)
	4		8	0 -0.011	0 -0.015	23		—	—	—	—	0.3	0.009		175	250	0.60	4.5
	5		10			28		18.2		1.1	9.6	0.4			260	410	1.35	10
	6		12	0 -0.013	0 -0.018	35		24.8			11.5				320	525	2.15	15
	8	0 -0.010	15			45		32.8			14.3			4	430	780	4.30	30
No Seal LMC11	10		19			55	0 -0.3	41.4	0 -0.5	1.3	18		0.014		585	1095	7.20	60
	12		21	0 -0.016	0 -0.021	57		43.4			20				655	1195	10.5	75
	13		23			61					22	0.8			810	1565	11.5	85
With Seal LMC12	16		28			70		49.8		1.6	27			5	1225	2345	19.5	140
	20		32			80		57.8			30.5				1395	2735	26.5	175
LMC13	25	0 -0.012	40	0 -0.017	0 -0.025	112		78.3		1.85	38		0.019		1555	3135	43.0	435
	30		45			123		85.3			43				2485	5485	82.5	475
	35		52			135	0 -0.4	94.8	0 -0.6	2.1	49	1.5		6	2645	6265	105	790
	40	0 -0.015	60	0 -0.022	0 -0.030	151		116.8			57		0.024		3425	8035	145	1165
	50		80			192		142.8		2.6	76.5				6075	15895	395	2095

1Kgf=9.81N

Please order as shown

Single

Part Number Code	d		D
LMC01	4	0 -0.008	8
LMC02	5		10

LMC01 — d4

Double

Part Number Code	d		D
LMC11	6	0 -0.010	12
LMC12	8		15

LMC11 — d6

Discount price

Per	1~19	20~
Price	100%	Additional quotation

Delivery 10

Example

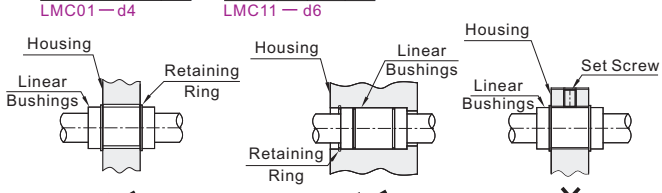

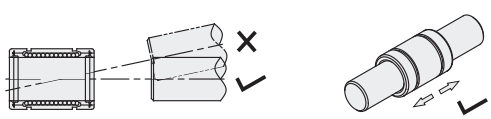

Note for use of linear bearings:

- When installing the shaft, it is necessary to ensure that the shaft core and the inner bore of the linear bearing are parallel, and do not install at an inappropriate angle.
- When pressing the linear bearing into the bearing seat, do not directly hit the side retainer ring of the outer tube and the oil seal, and dedicated tools are needed to drive it evenly.
- Due to the structural characteristics, linear bearings are only used for linear motion and are not suitable for rotary motion. Otherwise, the service life of linear bearings will be affected, and unexpected accidents will occur.

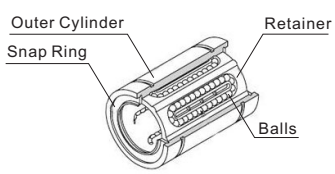

Linear Bushings(Straight)

Code	Type	Outer Cylinder Material		Outer Cylinder		Balls	Retainer	Seal	Ambient Operating Temp.
		GB	Equiv.	Hardness	Surface Treatment	Material	Material	Material	
LMD01	Short	GCr15	SUJ2	56HRC~	—	GCr15	Plastic	Nitrile Rubber	-15~80°C
LMD11	Medium				—				
LMD12					Electroless Nickel Plating				

- Outer Cylinder, Balls as SUJ2 material, equivalent GCr15.
- Retainer material is equivalent to DURACON M90.

If there is a requirement for anti-rust performance, please choose nickel-plating products firstly!

Short
LMD01

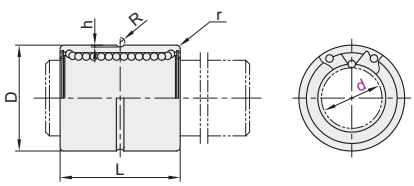

Medium
LMD11
LMD12

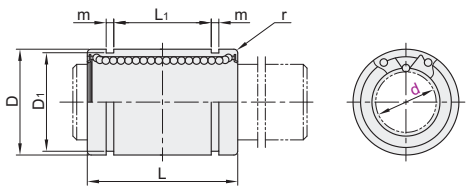

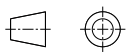

The first perspective

Short

Part Number			D		L		R	h	r	Eccentricity (Max)	Rows of Balls	Basic Load Rating(N)		Mass (g)
Code	d											C(Dynamic)	Co(Static)	
LMD01	6	$^{0}_{-0.009}$	12	$^{0}_{-0.011}$	16	$^{0}_{-0.2}$	1	0.3	0.4	0.012	4	110	150	7
	8		15		20							150	225	15
	10		19		25		1.2	0.4	0.8			250	355	26
	12		21	$^{0}_{-0.013}$								315	405	29
	13		23		30		1.5	0.5			5	320	410	36
	16		28		35					0.015		580	720	60
	20	$^{0}_{-0.010}$	32	$^{0}_{-0.016}$								775	1030	82

1Kgf=9.81N

Medium

Part Number			D			L		L_1		m	D_1	r	Eccentricity (Max)	Rows of Balls	Basic Load Rating(N)		Allowable Static Moment(N•m)	Mass (g)
Code	d		Dimension	LMD11	LMD12										C(Dynamic)	Co(Static)		
LMD11 LMD12	6	$^{0}_{-0.010}$	12	$^{0}_{-0.013}$	$^{0}_{-0.018}$	29	$^{0}_{-0.3}$	20	$^{0}_{-0.5}$	1.1	11.5	0.4	0.015	4	225	305	1.40	12
	8		15			37		25			14.3				305	450	2.10	27
	10		19	$^{0}_{-0.016}$	$^{0}_{-0.021}$	47		30		1.3	18	0.8			505	715	4.35	49
	12		21								20				630	810	6	54
	16		28			56		35		1.6	27			5	1160	1445	13	112
	20		32			65		40			30.5				1550	2065	18	152
	25	$^{0}_{-0.012}$	40	$^{0}_{-0.019}$	$^{0}_{-0.025}$	83		55	$^{0}_{-0.6}$	1.85	38	2.0	0.020	6	1720	3065	25	332
	30		45			90		71.3			42.5				2440	3974	42.7	422

1Kgf=9.81N

Please order as shown

Medium

Part Number			D
Code	d		
LMD11	6	$^{0}_{-0.010}$	12
LMD12	8		15

LMD11 — d6

Discount price

Per	1~19	20~
Price	100%	Additional quotation

Delivery
10

Short vs. standard length size comparison table

d	Length Size (L)		
	Standard	Short	Difference
6	19	16	-3
8	24	20	-4
10	29	25	-4
12	30		-5
13	32		-7
16	37	30	-7
20	42	35	-7

Features: The length size (L) is shorter and is suitable for the axial space-saving design.

Medium vs. Single type /Double Type length size comparison table

d	Length Size (L)		
	Single	Medium	Double
6	19	29	35
8	24	37	45
10	29	47	55
12	30		57
16	37	56	70
20	42	65	80
25	59	83	112
30	64	90	123

Features: Length size (L) is between Single type and Double type (Body length is approximately 1.5 times of single type) Suitable for applications where there is no enough space for double type.

Code	Type	Outer Cylinder Material		Outer Cylinder		Balls	Retainer	Seal	Ambient Operating Temp.
		GB	Equiv.	Hardness	Surface Treatment	Material	Material	Material	
LMD21	Single	GCr15	SUJ2	56HRC~	—	GCr15	Plastic	Nitrile Rubber	-15~80°C
LMD31	Double								

- Outer Cylinder, Balls as SUJ2 material, equivalent GCr15.
- Retainer material is equivalent to DURACON M90.

ⓘ The compact and standard outer diameters are shown in the comparison table at the bottom of this page.

Single
LMD21

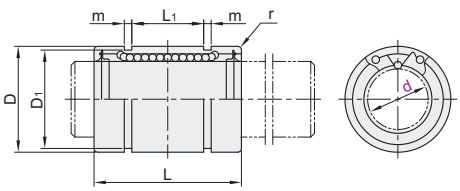

Double
LMD31

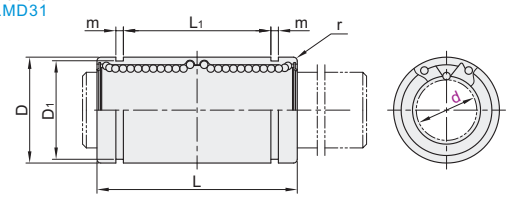

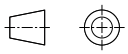

The first perspective

Single

Part Number Code	d		D		L		L_1		m	D_1	r	Eccentricity (Max)	Rows of Balls	Basic Load Rating(N) C(Dynamic)	Co(Static)	Mass (g)
LMD21	6	$^{0}_{-0.009}$	10	$^{0}_{-0.009}$	19	$^{0}_{-0.2}$	11.3	$^{0}_{-0.4}$	1.15	9.6	0.1	0.012	6	130	150	6
	8		13	$^{0}_{-0.011}$	24		15.3			12.4	0.2			230	275	12
	10		17		29		19.4			16.2				365	430	26
	12		19	$^{0}_{-0.013}$	30		20.4		1.35	18				380	445	32
	16		26		37		23.3			24.9	0.3		5	605	715	58

ⓘ1Kgf=9.81N

Double

Part Number Code	d		D		L		L_1		m	D_1	r	Eccentricity (Max)	Rows of Balls	Basic Load Rating(N) C(Dynamic)	Co(Static)	Allowable Static Moment (N•m)	Mass (g)
LMD31	6	$^{0}_{-0.010}$	10	$^{0}_{-0.009}$	35	$^{0}_{-0.3}$	24.8	$^{0}_{-0.5}$	1.15	9.6	0.1	0.015	6	205	305	2.45	12
	8		13	$^{0}_{-0.011}$	45		32.8			12.4	0.2			380	550	5.75	25
	10		17		55		41.4			16.2				580	865	10.95	52
	12		19	$^{0}_{-0.013}$	57		43.4		1.35	18				605	895	11.85	65
	16		26		70		49.8			24.9	0.3		5	960	1430	23.45	116

ⓘ1Kgf=9.81N

Please order as shown

Single

Part Number		
Code	d	
LMD21	6	$^{0}_{-0.009}$
	8	

LMD21— d6

Discount price

Per	1~19	20~
Price	100%	Additional quotation

Delivery
10

Comparison table of Compact and Standard outer diameters

d	Outer Diameter(D) Standard	Compact	Difference
6	12	10	-2
8	15	13	-2
10	19	17	-2
12	21	19	-2
16	28	26	-2

ⓘ Features: The outer diameter (D) is 2mm smaller than the Standard type,Suitable for space-saving design in radial direction.

Code	Type		Outer Cylinder Material GB	Outer Cylinder Material Equiv.	Outer Cylinder Hardness	Outer Cylinder Surface Treatment	Balls Material	Retainer Material	Seal Material	Ambient Operating Temp.
LME31	Single	Round Flange	GCr15	SUJ2	56HRC~	Electroless Nickel Plating	GCr15	Plastic	Nitrile Rubber	-15~80°C
LME32		Square Flange								
LME33		Compact Flange								
LMG31	Double	Round Flange								
LMG32		Square Flange								
LMG33		Compact Flange								

- Outer Cylinder, Balls as SUJ2 material, equivalent GCr15.
- Retainer material is equivalent to DURACON M90.

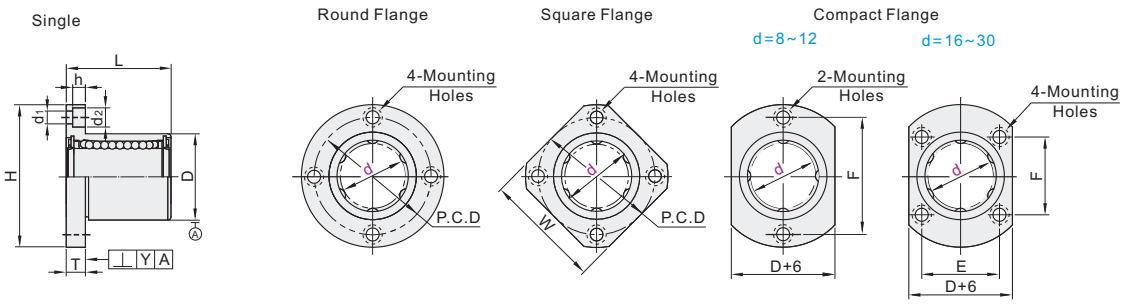

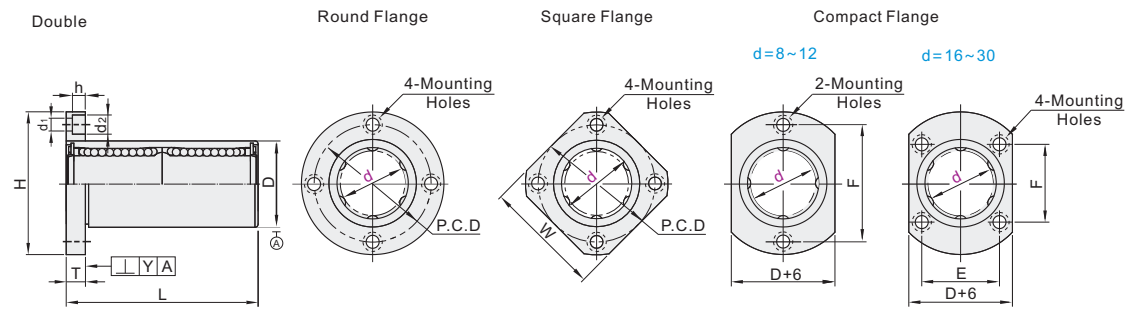

The first perspective

Linear Bushings E2

Single

Part Number Code	d	D	L	H	T	d1	d2	h	P.C.D	W	E	F	Eccentricity	Rows of Balls	Perpendicularity Y	Basic Load Rating(N) C(Dynamic)	Basic Load Rating(N) Co(Static)	Mass(g) Round Flange	Mass(g) Square Flange	Mass(g) Compact Flange
Round Flange LME31	8	15 $^{0}_{-0.018}$	24	32	5	3.5	6	3.1	24	25	–	24	0.012	4	0.012	265	380	37	29	33
	10	19 $^{0}_{-0.009}$	29	40	6	4.5	7.5	4.1	29	30		29				370	545	72	52	64
	12	21 $^{0}_{-0.021}$	30	42					32	32		32				410	595	76	57	68
Square Flange LME32	16	28	37 ±0.3	48					38	37	22	31				775	1180	120	104	112
Compact Flange LME33	20	32	42	54	8	5.5	9	5.1	43	42	24	36	0.015	5	0.015	882	1370	180	145	167
	25	40 $^{0}_{-0.010}$	59 $^{0}_{-0.025}$	62					51	50	32	40		6		980	1570	340	300	325
	30	45	64	74	10	6.6	11	6.1	60	58	35	49				1570	2740	470	375	388

1Kgf=9.81N

Double

Part Number Code	d	D	L	H	T	d1	d2	h	P.C.D	W	E	F	Eccentricity	Rows of Balls	Perpendicularity Y	Basic Load Rating(N) C(Dynamic)	Basic Load Rating(N) Co(Static)	Allowable Static Moment (N•m)	Mass(g) Round Flange	Mass(g) Square Flange	Mass(g) Compact Flange
Round Flange LMG31	8	15 $^{0}_{-0.018}$	45	32	5	3.5	6	3.1	24	25	–	24	0.015	4	0.015	430	780	4.31	51	43	47
	10	19 $^{0}_{-0.009}$	55	40	6	4.5	7.5	4.1	29	30		29				585	1100	7.24	98	78	90
	12	21 $^{0}_{-0.021}$	57	42					32	32		32				655	1200	10.9	110	90	102
Square Flange LMG32	16	28	70 ±0.3	48					38	37	22	31				1230	2350	19.7	190	165	182
Compact Flange LMG33	20	32	80	54	8	5.5	9	5.1	43	42	24	36	0.020	5	0.020	1400	2740	26.8	260	225	247
	25	40 $^{0}_{-0.010}$	112 $^{0}_{-0.025}$	62					51	50	32	40		6		1560	3140	43.4	540	500	525
	30	45	123	74	10	6.6	11	6.1	60	58	35	49				2490	5490	82.8	680	590	645

1Kgf=9.81N

Please order as shown

Single

Part Number Code	d
LME31 / LME32	20 / 25 $^{0}_{-0.010}$

LME31—d20

Double

Part Number Code	d
LMG31 / LMG32	20 / 25 $^{0}_{-0.010}$

LMG31—d20

Discount price

Per	1~19	20~
Price	100%	Additional quotation

Delivery 10

Code	Type		Outer Cylinder Material GB	Outer Cylinder Material Equiv.	Hardness	Surface Treatment	Balls Material	Retainer Material	Seal Material	Ambient Operating Temp.
LME01	Single	Round Flange	GCr15	SUJ2	56HRC~	—	GCr15	Plastic	No Seal	-15~80°C
LME02									Nitrile Rubber	
LME03						Electroless Nickel Plating				
LME11		Square Flange				—			No Seal	
LME12									Nitrile Rubber	
LME13						Electroless Nickel Plating				
LME21		Compact Flange				—			No Seal	
LME22									Nitrile Rubber	
LME23						Electroless Nickel Plating				

- Outer Cylinder, Balls as SUJ2 material, equivalent GCr15.
- Retainer material is equivalent to DURACON M90.

If there is a requirement for anti-rust performance, please choose nickel-plating products firstly!

Round Flange
LME01
LME02
LME03

Square Flange
LME11
LME12
LME13

Compact Flange
LME21
LME22
LME23

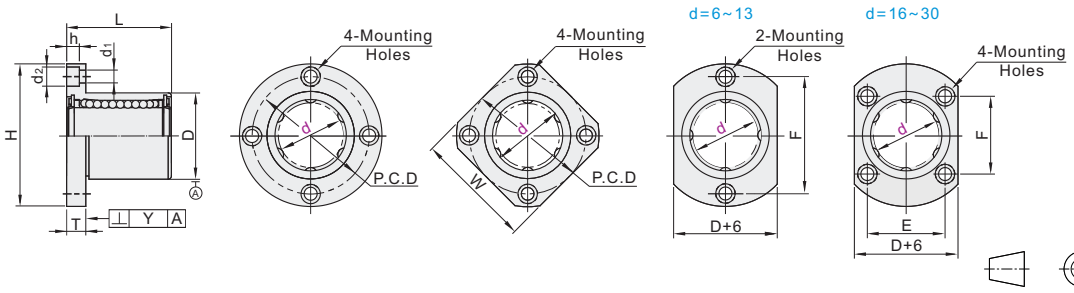

Part Number Code	d		D Dimension	D No Surface Treatment	D Surface Treatment	L		H	T	d_1	d_2	h	P.C.D	W	E	F	Eccentricity	Perpendicularity Y
Round Flange LME01 LME02 LME03	6	0 -0.009	12	0 -0.013	0 -0.018	19	±0.3	28	5	3.5	6	3.1	20	22	—	20	0.011	0.011
	8		15			24		32					24	25		24		
	10		19	0 -0.016	0 -0.021	29		40	6	4.5	7.5	4.1	29	30		29		
Square Flange LME11 LME12 LME13	12		21			30		42					32	32		32		
	13		23			32		43					33	34		33		
	16		28			37		48					38	37	22	31		
Compact Flange LME21 LME22 LME23	20	0 -0.010	32	0 -0.019	0 -0.025	42		54	8	5.5	9	5.1	43	42	24	36	0.014	0.014
	25		40			59		62					51	50	32	40		
	30		45			64		74	10	6.6	11	6.1	60	58	35	49		

Part Number Code	d	Basic Load Rating(N) C(Dynamic)	Basic Load Rating(N) Co(Static)	Mass(g) Round Flange	Mass(g) Square Flange	Mass(g) Compact Flange
LME01 LME02 LME03 LME11 LME12 LME13 LME21 LME22 LME23	6	205	260	20	15	20
	8	260	375	35	25	30
	10	370	545	70	50	60
	12	410	595	75	55	65
	13	505	780	85	70	80

1Kgf=9.81N

Part Number Code	d	Basic Load Rating(N) C(Dynamic)	Basic Load Rating(N) Co(Static)	Mass(g) Round Flange	Mass(g) Square Flange	Mass(g) Compact Flange
LME01 LME02 LME03 LME11 LME12 LME13 LME21 LME22 LME23	16	770	1175	115	100	110
	20	880	1365	175	140	165
	25	975	1565	335	295	320
	30	1565	2735	465	370	385

1Kgf=9.81N

Please order as shown

Part Number Code	d		D
LME01	10	0 -0.009	19
LME02	12		21

LME01 — d10

Discount price

Per	1~19	20~
Price	100%	Additional quotation

Delivery 10

EX Example

Assembly Drawing

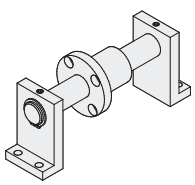

Exploded Drawing

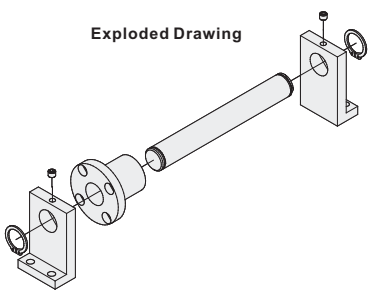

Flanged Linear Bushings

Code	Type	Outer Cylinder Material		Outer Cylinder		Balls	Retainer	Seal	Ambient Operating Temp.
		GB	Equiv.	Hardness	Surface Treatment	Material	Material	Material	
LMF01	Round Flange	GCr15	SUJ2	56HRC~	—	GCr15	Plastic	Nitrile Rubber	-15~80°C
LMF02					Electroless Nickel Plating				
LMF11	Square Flange				—				
LMF12					Electroless Nickel Plating				
LMF21	Compact Flange				—				
LMF22					Electroless Nickel Plating				

- Outer Cylinder, Balls as SUJ2 material, equivalent GCr15.
- Retainer material is equivalent to DURACON M90.

! If there is a requirement for anti-rust performance, please choose nickel-plating products firstly!

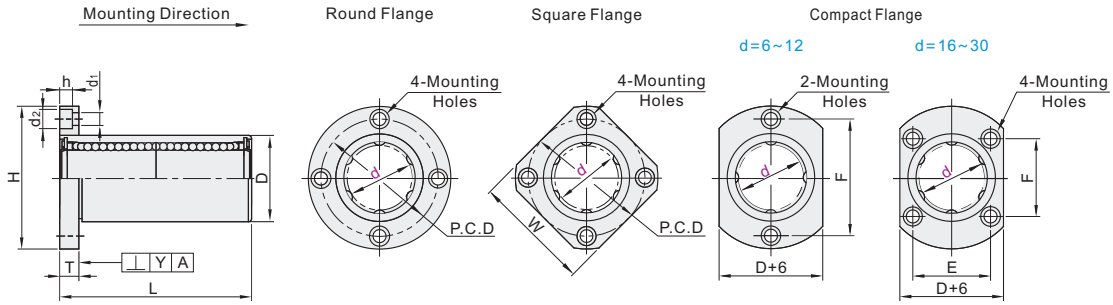

! Body length is approximately 1.5 times of single type,and allowable moment is approximately 4 times. (See Allowable Load Comparison)

The first perspective

Part Number			D			L		H	T	d1	d2	h	P.C.D	W	E	F	Eccentricity (Max)	Rows of Balls	Perpendicularity Y
Code	d		Dimension	No Surface Treatment	Surface Treatment														
Round Flange LMF01 LMF02	6	0 -0.010	12	0 -0.013	0 -0.018	29	±0.3	28	5	3.5	6	3.1	20	22	—	20	0.015	4	0.015
	8		15			37		32					24	25		24			
	10		19			47		40	6	4.5	7.5	4.1	29	30		29			
Square Flange LMF11 LMF12	12		21	0 -0.016	0 -0.021			42					32	32		32			
	16		28			56		48					38	37	22	31			
Compact Flange LMF21 LMF22	20	0 -0.012	32	0 -0.019	0 -0.025	65		54	8	5.5	9	5.1	43	42	24	36	0.020	5	0.020
	25		40			83		62					51	50	32	40		6	
	30		45			90		74	10	6.6	11	6.1	60	58	35	49			

Part Number		Basic Load Rating(N)		Allowable Static Moment (N•m)	Mass(g)		
Code	d	C(Dynamic)	Co(Static)		Round Flange	Square Flange	Compact Flange
Round Flange LMF01 LMF02	6	225	305	1.40	27	21	24
	8	305	450	2.10	47	40	45
	10	505	715	4.35	85	65	77
Square Flange LMF11 LMF12	12	630	810	6.2	90	70	81
	16	1160	1445	13.1	157	132	150
Compact Flange LMF21 LMF22	20	1550	2065	18.3	232	197	220
	25	1720	3065	25.3	479	440	450
	30	2440	3974	42.7	559	481	492

! 1Kgf=9.81N

Medium vs. Single Type /Double Type length size comparison table

d	Length size(L)		
	Single	Medium	Double
6	19	29	35
8	24	37	45
10	29	47	55
12	30		57
16	37	56	70
20	42	65	80
30	64	90	123

! Features: Length size (L) is between Single Type and Double Type (Body length is approximately 1.5 times of single type) Suitable for applications where there is no enough space for double type.

Allowable Load Comparison

Type	Basic Dynamic Load Rating	Basic Static Load Rating	Allowable Static Moment(N•m)
Short	0.7	0.6	≈0.6
Single	1	1	1
Medium	1.4	1.3	≈4
Double	1.6	2	≈6

Please order as shown

Part Number		D
Code	d	
LMF01	6	12
LMF02	8	15

0 -0.010

LMF01 — d6

Discount price

Per	1~19	20~
Price	100%	Additional quotation

Delivery 10

Code	Type		Outer Cylinder Material GB	Outer Cylinder Material Equiv.	Outer Cylinder Hardness	Outer Cylinder Surface Treatment	Balls Material	Retainer Material	Seal Material	Ambient Operating Temp.
LMG01	Double	Round Flange	GCr15	SUJ2	56HRC~	—	GCr15	Plastic	No Seal	-15~80°C
LMG02									Nitrile Rubber	
LMG03						Electroless Nickel Plating				
LMG11		Square Flange				—			No Seal	
LMG12										
LMG13						Electroless Nickel Plating			Nitrile Rubber	
LMG21		Compact Flange				—			No Seal	
LMG22									Nitrile Rubber	
LMG23						Electroless Nickel Plating				

- Outer Cylinder, Balls as SUJ2 material, equivalent GCr15.
- Retainer material is equivalent to DURACON M90.

If there is a requirement for anti-rust performance, please choose nickel-plating products firstly!

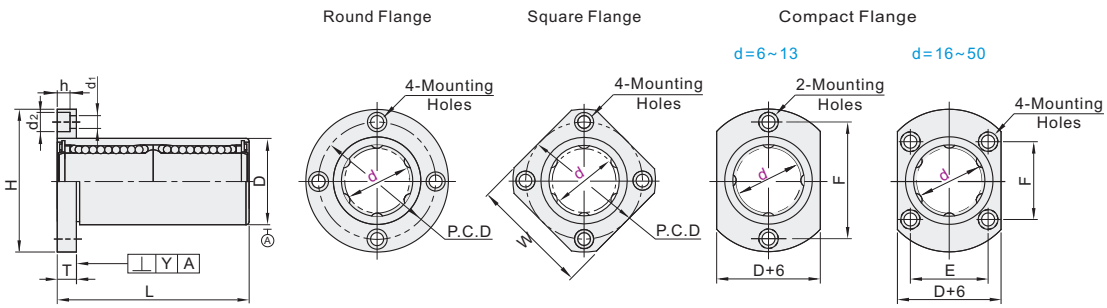

Part Number Code	d		D Dimension	D No Surface Treatment	D Surface treatment	L		H	T	d1	d2	h	P.C.D	W	E	F	Eccentricity (Max)	Perpendicularity Y
LMG01 LMG02 LMG03 LMG11 LMG12 LMG13 LMG21 LMG22 LMG23	6	0 -0.010	12	0 -0.013	0 -0.018	35	±0.3	28	5	3.5	6	3.1	20	22	—	20	0.014	0.014
	8		15			45		32					24	25		24		
	10		19	0 -0.016	0 -0.021	55		40	6	4.5	7.5	4.1	29	30		29		
	12		21			57		42					32	32		32		
	13		23			61		43					33	34		33		
	16		28			70		48					38	37	22	31		
	20	0 -0.012	32	0 -0.019	0 -0.025	80		54	8	5.5	9	5.1	43	42	24	36	0.019	0.019
	25		40			112		62					51	50	32	40		
	30		45			123		74	10	6.6	11	6.1	60	58	35	49		

Part Number Code	d	Basic Load Rating(N) C(Dynamic)	Basic Load Rating(N) Co(Static)	Mass(g) Round Flange	Mass(g) Square Flange	Mass(g) Compact Flange
LMG01 LMG02 LMG03 LMG11 LMG12 LMG13 LMG21 LMG22 LMG23	6	320	525	30	23	25
	8	430	780	50	40	45
	10	585	995	95	75	85
	12	655	1115	95	85	100
	13	810	1565	125	105	120

1Kgf=9.81N

Part Number Code	d	Basic Load Rating(N) C(Dynamic)	Basic Load Rating(N) Co(Static)	Mass(g) Round Flange	Mass(g) Square Flange	Mass(g) Compact Flange
LMG01 LMG02 LMG03 LMG11 LMG12 LMG13 LMG21 LMG22 LMG23	16	1225	2340	185	160	180
	20	1350	2735	255	220	245
	25	1455	3135	535	495	520
	30	2485	5485	675	585	640

1Kgf=9.81N

Please order as shown

Part Number Code	d		D
LMG01	6	0 -0.010	12
LMG02	8		15

LMG01— d6

Discount price

Per	1~19	20~
Price	100%	Additional quotation

Delivery 10

Example

Assembly Drawing

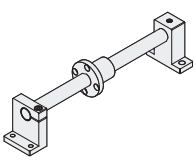

Exploded Drawing

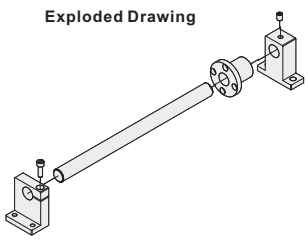

Code	Type		Outer Cylinder Material GB	Outer Cylinder Material Equiv.	Outer Cylinder Hardness	Outer Cylinder Surface Treatment	Balls Material	Retainer Material	Seal Material	Ambient Operating Temp.
LMJ01	Single	Round Flange	GCr15	SUJ2	56HRC~	—	GCr15	Plastic	Nitrile Rubber	-15~80°C
LMJ02						Electroless Nickel Plating				
LMJ11		Square Flange				—				
LMJ12						Electroless Nickel Plating				
LMJ21		Compact Flange				—				
LMJ22						Electroless Nickel Plating				

- Outer Cylinder, Balls as SUJ2 material, equivalent GCr15.
- Retainer material is equivalent to DURACON M90.

If there is a requirement for anti-rust performance, please choose nickel-plating products firstly!

Round Flange
LMJ01
LMJ02

Compact Flange
LMJ11
LMJ12

Compact Flange
LMJ21
LMJ22

d=6~13

d=16~50

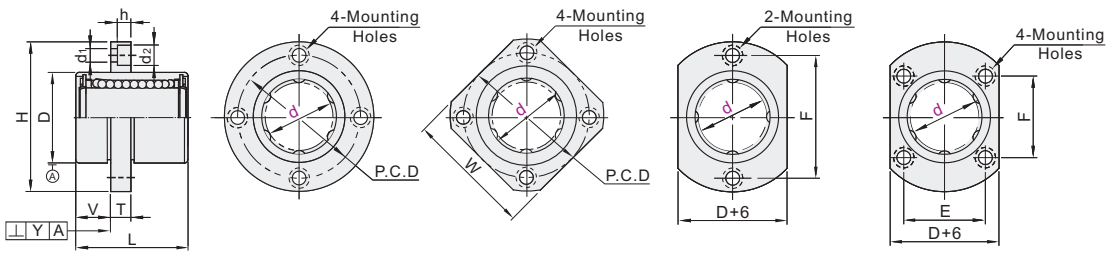

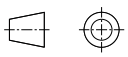

The first perspective

Part Number Code	d		D Dimension	D No Surface Treatment	D Surface Treatment	L		V	H	T	d_1	d_2	h	P.C.D	W	E	F	Eccentricity	Perpendicularity Y	Basic Load Rating(N) C(Dynamic)	Basic Load Rating(N) Co(Static)	Mass(g) Round Flange	Mass(g) Square Flange	Mass(g) Compact Flange
Round Flange LMJ01 LMJ02	6	0 -0.009	12	0 -0.013	0 -0.018	19	±0.3	5	28	5	3.5	6	3.1	20	22	—	20	0.011	0.011	205	260	20	15	20
	8		15			24			32					24	25		24			260	375	35	25	30
	10		19	0 -0.016	0 -0.021	29		6	40	6	4.5	7.5	4.1	29	30		29			370	545	70	50	60
Square Flange LMJ11 LMJ12	12		21			30			42					32	32		32			410	595	75	55	65
	13		23			32			43					33	34		33			505	780	85	70	80
	16		28			37			48					38	37	22	31			770	1175	115	100	110
Compact Flange LMJ21 LMJ22	20	0 -0.010	32	0 -0.019	0 -0.025	42		8	54	8	5.5	9	5.1	43	42	24	36	0.014	0.014	880	1365	175	140	165
	25		40			59			62					51	50	32	40			975	1565	335	295	320
	30		45			64		10	74	10	6.6	11	6.1	60	58	35	49			1565	2735	465	370	385

1Kgf=9.81N

Please order as shown

Part Number Code	d		D
LMJ01	10	0 -0.009	19
LMJ02	12		21

LMJ01 — d10

Discount price

Per	1~19	20~
Price	100%	Additional quotation

Flanged Linear Bushings

Code	Type		Outer Cylinder Material GB	Outer Cylinder Material Equiv.	Outer Cylinder Hardness	Outer Cylinder Surface Treatment	Balls Material	Retainer Material	Seal Material	Ambient Operating Temp.
LMK02	Medium	Round Flange	GCr15	SUJ2	56HRC~	Electroless Nickel Plating	GCr15	Plastic	Nitrile Rubber	-15~80°C
LMK12		Square Flange								
LMK22		Compact Flange								

- Outer Cylinder, Balls as SUJ2 material, equivalent GCr15.
- Retainer material is equivalent to DURACON M90.

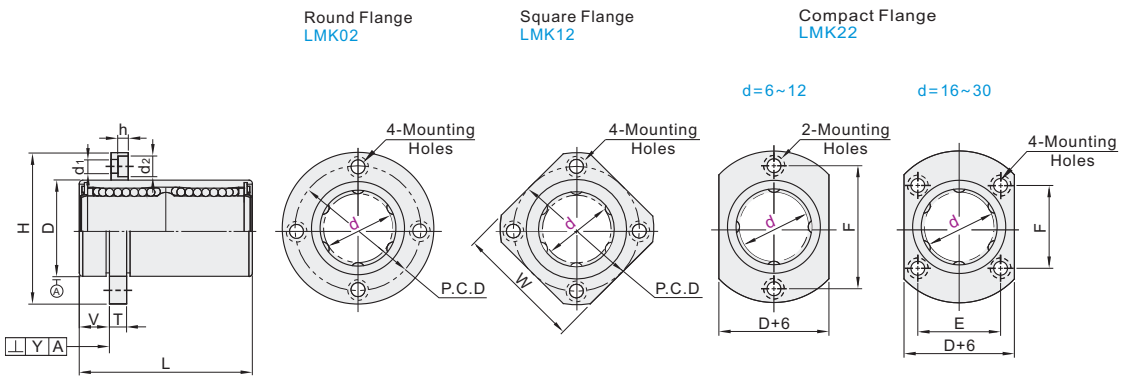

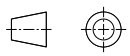
The first perspective

Part Number Code	d	D		L		V	H	T	d_1	d_2	h	P.C.D	W	E	F	Eccentricity	Rows of Balls	Perpendicularity Y	Basic Load Rating(N) C(Dynamic)	Basic Load Rating(N) Co(Static)	Allowable Static Moment N•m	Mass(g) Round Flange	Mass(g) Square Flange	Mass(g) Compact Flange
Round Flange LMK02	6	12	0 -0.018	29	±0.3	5	28	5	3.5	6	3.1	20	22	–	20	0.015	4	0.015	225	305	1.4	27	21	24
	8	15		37			32					24	25		24				305	450	2.1	47	40	45
	10	19		47			40					29	30		29				505	715	4.35	85	65	77
Square Flange LMK12	12	21	0 -0.021			6	42	6	4.5	7.5	4.1	32	32		32				630	810	6.2	90	70	81
	16	28		56			48					38	37	22	31				1160	1445	13.1	157	132	150
Compact Flange LMK22	20	32		65		8	54	8	5.5	9	5.1	43	42	24	36	0.02	5	0.02	1550	2065	18.3	232	197	220
	25	40	0 -0.025	83			62					51	50	32	40		6		1720	3065	25.3	479	440	452
	30	45		90		10	74	10	6.6	11	6.1	60	58	35	49				2435	3970	42.7	559	481	492

0 -0.010

1Kgf=9.81N

Comparison table of Medium Type and Standard Type lengths

d	Length size(L) Single	Length size(L) Medium	Length size(L) Double
6	19	29	35
8	24	37	45
10	29	47	55
12	30		57
16	37	56	70
20	42	65	80
25	59	83	112
30	64	90	123

Features: Length size (L) is between Single Type and Double Type (Body length is approximately 1.5 times of single type) Suitable for applications where there is no enough space for double type.

Allowable Load Comparison

Type	Basic Dynamic Load Rating	Basic Static Load Rating	Allowable Static Moment(N•m)
Single	1	1	1
Medium	1.4	1.3	≈4.3
Double	1.6	2	≈6

Please order as shown

Part Number Code	d		D
LMK02	10	0 -0.010	19
LMK12	12		21

LMK02 — d10

Discount price

Per	1~19	20~
Price	100%	Additional quotation

Delivery 10

Code	Type		Outer Cylinder Material GB	Outer Cylinder Material Equiv.	Outer Cylinder Hardness	Surface Treatment	Balls Material	Retainer Material	Seal Material	Ambient Operating Temp.
LML01	Double	Round Flange	GCr15	SUJ2	56HRC~	—	GCr15	Plastic	Nitrile Rubber	-15~80°C
LML02						Electroless Nickel Plating				
LML11		Square Flange				—				
LML12						Electroless Nickel Plating				
LML21		Compact Flange				—				
LML22						Electroless Nickel Plating				

- Outer Cylinder, Balls as SUJ2 material, equivalent GCr15.
- Retainer material is equivalent to DURACON M90.

If there is a requirement for anti-rust performance, please choose nickel-plating products firstly!

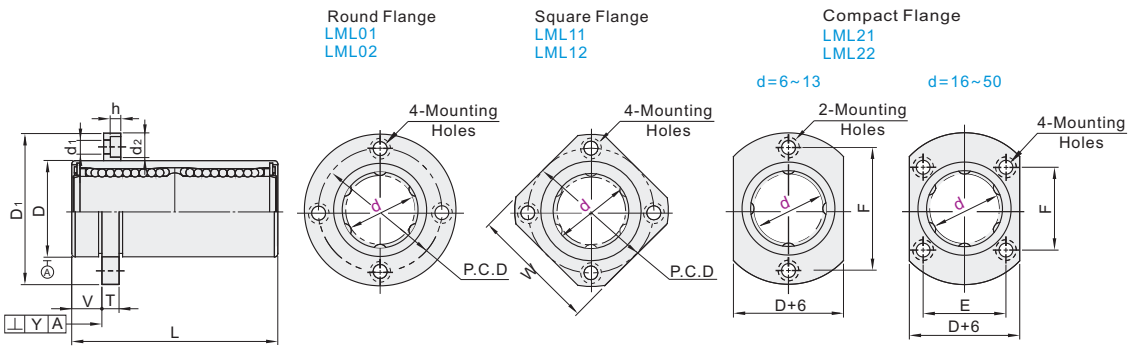

Part Number Code	d		D Dimension	D No Surface Treatment	D Surface Treatment	L		V	D1	T	d1	d2	h	P.C.D	W	E	F	Eccentricity	Perpendicularity Y	Basic Load Rating(N) C(Dynamic)	Basic Load Rating(N) Co(Static)	Mass(g) Round Flange	Mass(g) Square Flange	Mass(g) Compact Flange
Round Flange LML01 LML02 / Square Flange LML11 LML12 / Compact Flange LML21 LML22	6	0 -0.010	12	0 -0.013	0 -0.018	35		5	28	5	3.5	6	3.1	20	22		20	0.014	0.014	320	525	30	20	25
	8		15			45			32					24	25		24			430	780	50	40	45
	10		19			55			40					29	30	—	29			585	995	95	75	85
	12		21	0 -0.016	0 -0.021	57		6	42	6	4.5	7.5	4.1	32	32		32			655	1115	105	85	100
	13		23			61	±0.3		43					33	34		33			810	1565	125	105	120
	16		28			70			48					38	37	22	31			1225	2345	185	160	180
	20		32			80		8	54	8	5.5	9	5.1	43	42	24	36			1395	2735	255	220	245
	25	0 -0.012	40	0 -0.019	0 -0.025	112			62					51	50	32	40	0.019	0.019	1555	3135	535	495	520
	30		45			123		10	74	10	6.6	11	6.1	60	58	35	49			2485	5485	675	585	640

Kgf=N×0.101972

Please order as shown

Part Number Code	d		D
LML01	25	0 -0.012	40
LML02	30		45

LML01 — d25

Discount price

Per	1~19	20~
Price	100%	Additional quotation

Delivery 10

Features of Guided Linear Bearings with Flange:

- No bearing seat is needed during installation, making axial positioning easily.

Notes for use:

- When foreign matter enters the linear bearing, it may cause damage or function of the steel ball circulating parts Loss, please prevent foreign matter such as dust and cutting from entering the bearing.
- Please avoid using it above 80 ° C.
- Dropping or improperly hitting the linear bearing may cause damage. Please be careful.
- If an external force is applied, even if the appearance is not damaged, the function may be lost.
- Please wipe the anti-rust oil carefully and seal it with lubricant before using.
- When storing, please put it in the designated envelope to avoid high temperature, low temperature and high humidity environment.

Code	Type		Outer Cylinder Material GB	Outer Cylinder Material Equiv.	Outer Cylinder Hardness	Outer Cylinder Surface Treatment	Balls Material	Retainer Material	Seal Material	Ambient Operating Temp.
LMP02	Medium	Round Flange	GCr15	SUJ2	56HRC~	Electroless Nickel Plating	GCr15	Plastic	Nitrile Rubber	-15~80°C
LMP12		Square Flange								
LMP22		Compact Flange								

- Outer Cylinder, Balls as SUJ2 material, equivalent GCr15.
- Retainer material is equivalent to DURACON M90.

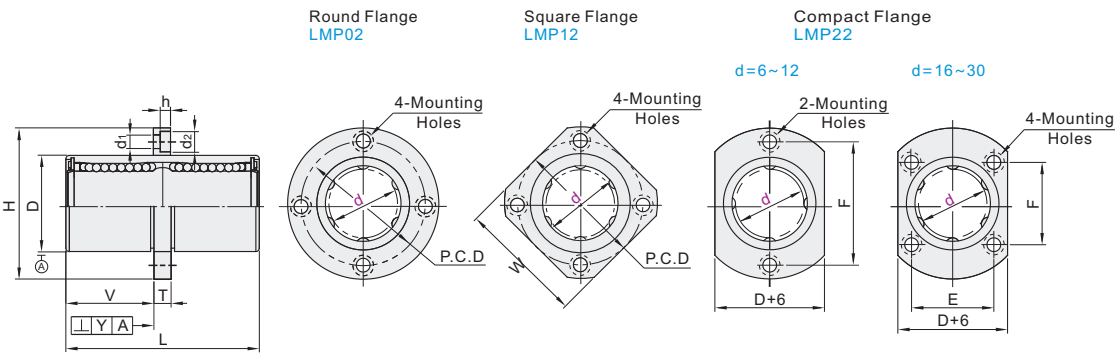

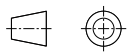
The first perspective

Part Number Code	d	D	L	V	H	T	d_1	d_2	h	P.C.D	W	E	F	Eccentricity	Rows of Balls	Perpendicularity Y	Basic Load Rating(N) C(Dynamic)	Basic Load Rating(N) Co(Static)	Allowable Static Moment N•m	Mass(g) Round Flange	Mass(g) Square Flange	Mass(g) Compact Flange
Round Flange LMP02 / Square Flange LMP12 / Compact Flange LMP22	6	12 $^{0}_{-0.018}$	29	12	28	5	3.5	6	3.1	20	22	–	20				225	305	1.4	27	21	24
	8	15	37	16	32					24	25		24				305	450	2.1	47	40	45
	10	19 $^{0}_{-0.010}$	47	20.5	40					29	30		29	0.015	4	0.015	505	715	4.35	85	65	77
	12	21 $^{0}_{-0.021}$	±0.3		42	6	4.5	7.5	4.1	32	32		32				630	810	6.2	90	70	81
	16	28	56	25	48					38	37	22	31				1160	1445	13.1	157	132	150
	20	32	65	28.5	54	8	5.5	9	5.1	43	42	24	36		5		1550	2065	18.3	232	197	220
	25	40 $^{0}_{-0.012}$ $^{0}_{-0.025}$	83	37.5	62					51	50	32	40	0.02	6	0.02	1720	3065	25.3	479	440	452
	30	45	90	40	74	10	6.6	11	6.1	60	58	35	49				2435	3970	42.7	558	480	490

1Kgf=9.81N

Comparison table of Medium Type and Double Type lengths

d	Length size(L) Medium	Length size(L) Double
6	29	35
8	37	45
10	47	55
12		57
16	56	70
20	65	80
25	83	112
30	90	123

Features: Length size (L) is between Single Type and Double Type (Body length is approximately 1.5 times of single type) Suitable for applications where there is no enough space for double type.

Allowable Load Comparison

Type	Basic Dynamic Load Rating	Basic Static Load Rating	Allowable Static Moment(N•m)
Medium	1.4	1.3	≈4.3
Double	1.6	2	≈6

Please order as shown

Part Number Code	d	D
LMP02	20	32
LMP12	25	40

$^{0}_{-0.012}$

LMP02 — d20

Discount price

Per	1~19	20~
Price	100%	Additional quotation

Delivery 10

Code	Type		Outer Cylinder Material GB	Outer Cylinder Material Equiv.	Outer Cylinder Hardness	Surface Treatment	Balls Material	Retainer Material	Seal Material	Ambient Operating Temp.
LMQ01	Double	Round Flange	GCr15	SUJ2	56HRC~	—	GCr15	Plastic	Nitrile Rubber	-15～80°C
LMQ02						Electroless Nickel Plating				
LMQ11		Square Flange				—				
LMQ12						Electroless Nickel Plating				
LMQ21		Compact Flange				—				
LMQ22						Electroless Nickel Plating				

- Outer Cylinder, Balls as SUJ2 material, equivalent Gcr15.
- Retainer material is equivalent to DURACON M90.

If there is a requirement for anti-rust performance, please choose nickel-plating products firstly!

Round Flange
LMQ01
LMQ02

Square Flange
LMQ11
LMQ12

Compact Flange
LMQ21
LMQ22

d=6～13

d=16～50

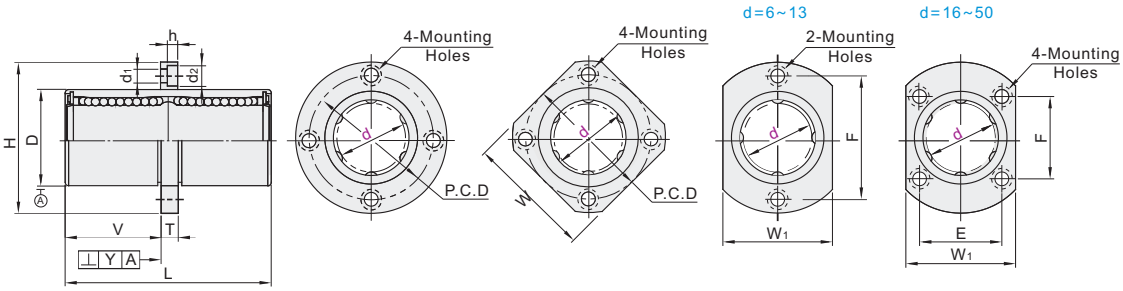

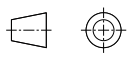

The first perspective

Part Number Code	d		D Dimension	D No Surface Treatment	D Surface Treatment	L		V	H	T	d1	d2	h	P.C.D	W	W1 (max)	E	F	Eccentricity	Perpendicularity Y
Round Flange LMQ01 LMQ02	6	0 -0.010	12	0 -0.013	0 -0.018	35	±0.3	15	28	5	3.5	6	3.1	20	22	18	—	20	0.014	0.014
	8		15			45		20	32					24	25	21		24		
	10		19	0 -0.016	0 -0.021	55		24.5	40	6	4.5	7.5	4.1	29	30	25		29		
	12		21			57		25.5	42					32	32	27		32		
	13		23			61		27.5	43					33	34	29		33		
Square Flange LMQ11 LMQ12	16		28			70		32	48					38	37	34	22	31		
	20	0 -0.012	32			80		36	54	8	5.5	9	5.1	43	42	38	24	36		
	25		40	0 -0.019	0 -0.025	112		52	62					51	50	46	32	40	0.019	0.019
Compact Flange LMQ21 LMQ22	30		45			123		56.5	74	10	6.6	11	6.1	60	58	51	35	49		
	35		52			135		62.5	82					67	64	60	38	55		
	40	0 -0.014	60	0 -0.022	0 -0.030	151		69	96	13	9	14	8.1	78	75	70	45	64	0.024	0.024
	50		80			192		89.5	116					98	92	92	56	80		

1Kgf=9.81N

Please order as shown

Part Number Code	d		D
LMQ01	20	0 -0.012	32
LMQ02	25		40

LMQ01— d20

Discount price

Per	1～19	20～
Price	100%	Additional quotation

d	Allowable Static Moment (N/m)	Basic Load Rating(N)		Mass(g)		
		C(Dynamic)	Co(Static)	Round Flange	Square Flange	Compact Flange
6	2.18	320	525	30	22	25
8	4.31	430	780	50	42	45
10	7.24	585	995	95	75	85
12	10.9	655	1115	95	85	100
13	11.6	810	1565	125	105	120
16	19.7	1225	2345	185	160	180
20	26.8	1395	2735	255	220	245
25	43.4	1555	3135	535	495	520
30	82.8	2485	5485	675	585	640
35	110	2645	6265	1015	925	940
40	147	3425	8035	1565	1375	1420
50	397	6075	15895	3595	3395	3435

Notes for use:

- When foreign matter enters the linear bearing, it may cause damage or function of the steel ball circulating parts Loss, please prevent foreign matter such as dust and cutting from entering the bearing.
- Please avoid using it above 80 ° C.
- Dropping or improperly hitting the linear bearing may cause damage. Please be careful.
- If an external force is applied, even if the appearance is not damaged, the function may be lost.
- Please wipe the anti-rust oil carefully and seal it with lubricant before using.
- When storing, please put it in the designated envelope to avoid high temperature, low temperature and high humidity environment.

Code	Type	Bushing	Shafts	Material			Hardness	Applicable Part Code
				Shafts/Bushing	Balls	Ball Retainer	Shafts/Bushing/Balls	Ball Slider
LOC01	Standard	Straight Type	Straight	SUJ2	SUJ2	C3604	58HRC~	LOQ01
LOC02				SUS440C	SUS440C		56HRC~	LOQ06
LOC11			One End Tapped Hollow	SUJ2	SUJ2		58HRC~	LOQ01
LOC12				SUS440C	SUS440C		56HRC~	LOQ06
LOC21			Both Ends Tapped	SUJ2	SUJ2		58HRC~	LOQ01
LOC22				SUS440C	SUS440C		56HRC~	LOQ06
LOC51		Shoulder Type	Straight	SUJ2	SUJ2	C3604	58HRC~	LOQ01
LOC52				SUS440C	SUS440C		56HRC~	LOQ06
LOC61			One End Tapped Hollow	SUJ2	SUJ2		58HRC~	LOQ01
LOC62				SUS440C	SUS440C		56HRC~	LOQ06
LOC71			Both Ends Tapped	SUJ2	SUJ2		58HRC~	LOQ01
LOC72				SUS440C	SUS440C		56HRC~	LOQ06

! If there are requirements for rust prevention, please select SUS440C material models.

Straight Type
LOC01/02/11/12/21/22

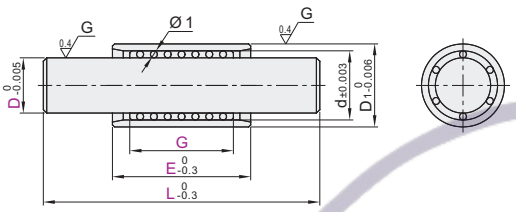

Shoulder Type
LOC51/52/61/62/71/72

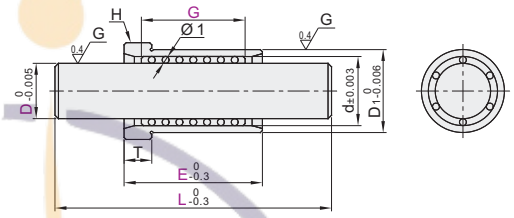

Straight

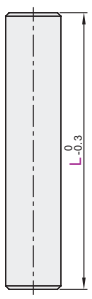

One End Tapped Hollow

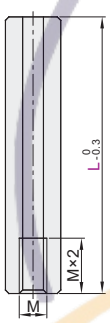

Both Ends Tapped

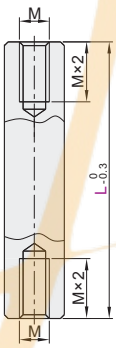

Straight Type Bushing

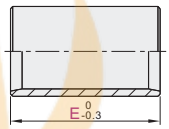

Shoulder Type Bushing

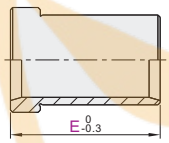

Ball Slider

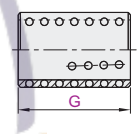

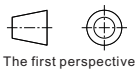
The first perspective

Straight Type

Part Number		L		E	G				
Code	D	Straight/One End Tapped Hollow (1 mm Increment)	Both Ends Tapped (10 mm Increment)	Bushing Length	Ball Slider Length	D_1	d	M
LOC01 LOC02 LOC11 LOC12 LOC21 LOC22	3	40~70	—	10 20 30	10 15 20	7	5	—
	4					8	6	
	5	40~90	40~90			10	7	M3
	6			20 30 40	15 20 30	11	8	
	8					12	10	M4
	10	40~150	40~100	30 40 50	20 30 40	16	12	M5
	12					18	14	M6

! Calculate the stroke as "(E-G)×2". The stroke of bushing or shaft is twice as much as the travel distance of ball slider (E-G).

Shoulder Type

Part Number		L		E	G					
Code	D	Straight/One End Tapped Hollow (1 mm Increment)	Both Ends Tapped (10 mm Increment)	Bushing Length	Ball Slider Length	D_1	T	H	d	M
LOC51 LOC52 LOC61 LOC62 LOC71 LOC72	3	40~70	—	10 20 30	10 15 20	7	2.5	9	5	—
	4					8	3	10	6	
	5	40~90	40~90			10		12	7	M3
	6			20 30 40	15 20 30	11	4	13	8	
	8					12		14	10	M4
	10	40~150	40~100	30 40 50	20 30 40	16		18	12	M5
	12					18		20	14	M6

! Calculate the stroke as "(E-G)×2". The stroke of bushing or shaft is twice as much as the travel distance of ball slider (E-G).

Please order as shown

Straight Type

Part Number		L		E	G
Code	D	Straight	Both Ends Tapped	Bushing Length	Ball Slider Length
LOC01	5	40~90	40~90	10 20 30	10 15 20
LOC02	6			20 30 40	15 20 30

LOC01 — D5 — L60 — E20 — G15

Discount price

Per	1~9	10~
Price	100%	Additional quotation

Delivery 10

Code	Type	Bushing	Shafts	Material: Shafts/Bushing	Material: Balls	Material: Ball Retainer	Hardness: Shafts/Bushing/Balls	Applicable Part Code: Ball Slider
LOD01	Compact	Straight Type	Straight	SUJ2	SUJ2	C3604	58HRC~	LOQ21
LOD02				SUS440C	SUS440C		56HRC~	LOQ26
LOD11			One End Tapped Hollow	SUJ2	SUJ2		58HRC~	LOQ21
LOD12				SUS440C	SUS440C		56HRC~	LOQ26
LOD21			Both Ends Tapped	SUJ2	SUJ2		58HRC~	LOQ21
LOD22				SUS440C	SUS440C		56HRC~	LOQ26
LOD51		Shoulder Type	Straight	SUJ2	SUJ2	C3604	58HRC~	LOQ21
LOD52				SUS440C	SUS440C		56HRC~	LOQ26
LOD61			One End Tapped Hollow	SUJ2	SUJ2		58HRC~	LOQ21
LOD62				SUS440C	SUS440C		56HRC~	LOQ26
LOD71			Both Ends Tapped	SUJ2	SUJ2		58HRC~	LOQ21
LOD72				SUS440C	SUS440C		56HRC~	LOQ26

- Compared with the standard type, under the same guide shaft foundation, the outer diameter of the compact type bushing is smaller by 1 ~ 2mm, which saves more space.
- If there are requirements for rust prevention, please select SUS440C material model.

Straight Type
LOD01/02/11/12/21/22

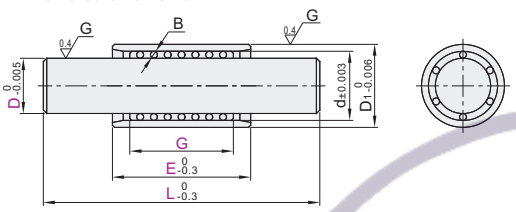

Shoulder Type
LOD51/52/61/62/71/72

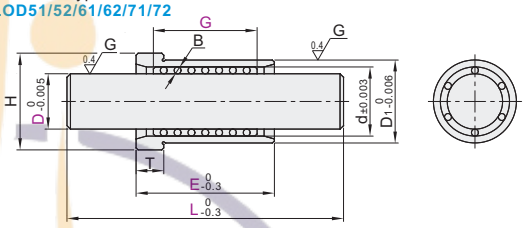

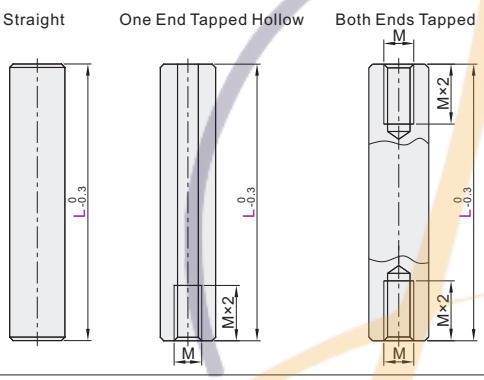

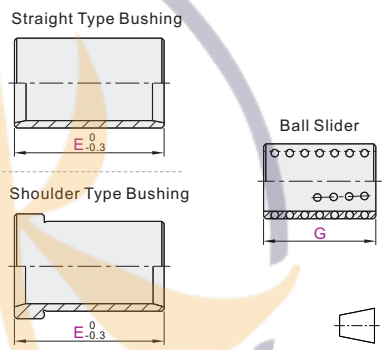

Linear Bushings E2

Straight Type

Part Number: Code	D	L: Straight/One End Tapped Hollow (1 mm Increment)	L: Both Ends Tapped (10 mm Increment)	E Bushing Length	G Ball Slider Length	D1	d	M	B
LOD01 LOD02 LOD11 LOD12 LOD21 LOD22	(2)	30~50	—	10 15 20	10 15 20	5	3.2	—	0.6
	(3)	40~70		10 20 30	10 15 20	6	4.2		
	(4)					7	5.2		
	5	40~90	40~90			8	6.2	M3	
	6			20 30 40	15 20 30	9	7.2		
	8					11	9.2	M4	
	10	40~150	40~100	30 40 50	20 30 40	14	12	M5	1.0
	12					16	14	M6	

- Sizes in ( ) only apply to LOD01 / 02.
- Calculate the stroke as "(E-G)x2". The stroke of bushing or shaft is twice as much as the travel distance of ball slider (E-G).

Shoulder Type

Part Number: Code	D	L: Straight/One End Tapped Hollow (1 mm Increment)	L: Both Ends Tapped (10 mm Increment)	E Bushing Length	G Ball Slider Length	D1	T	H	d	M	B
LOD51 LOD52 LOD61 LOD62 LOD71 LOD72	(2)	30~50	—	10 15 20	10 15 20	5	2.5	7	3.2	—	0.6
	(3)	40~70				6		8	4.2		
	(4)			10 20 30	10 15 20	7	3	9	5.2	M3	
	5	40~90	40~90			8		10	6.2		
	6			20 30 40	15 20 30	9	4	11	7.2		
	8					11		13	9.2	M4	
	10	40~150	40~100	30 40 50	20 30 40	14		16	12	M5	1.0
	12					16		18	14	M6	

- Sizes in ( ) only apply to LOD51 / 52.
- Calculate the stroke as "(E-G)x2". The stroke of bushing or shaft is twice as much as the travel distance of ball slider (E-G).

Please order as shown

Straight Type

Part Number: Code	D	L: Straight	L: Both Ends Tapped	E Bushing Length	G Ball Slider Length
LOD01	5	40~90	40~90	10 20 30	10 15 20
LOD02	6			20 30 40	15 20 30

LOD01 — D5 — L60 — E20 — G15

Discount price

Per	1~9	10~
Price	100%	Additional quotation

Delivery 10

Code	Type	Bushing	Shafts	Material			Hardness	Applicable Part Code
				Shafts/Bushing	Balls	Ball Retainer	Shafts/Bushing/Balls	Ball Slider
LOE01 LOE11	Holistic Type	Straight	Straight One End Tapped Hollow	SUJ2	SUJ2	C3604	58HRC~	LOQ41



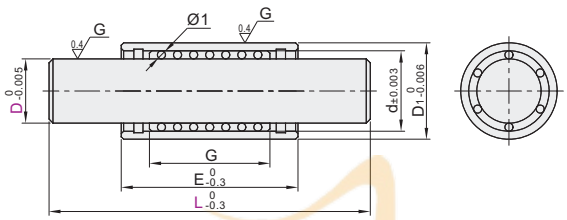

Straight

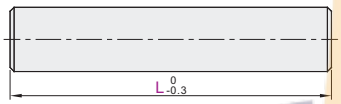

Holistic Type Bushing

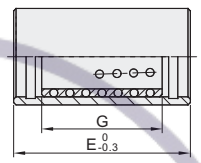

One End Tapped Hollow

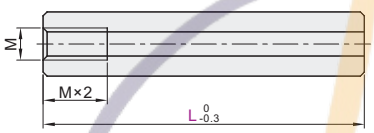

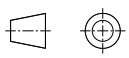

The first perspective

Part Number		L (1 mm Inc.)	E	G	D_1	d	M	Maximum Stroke
Code	D							
LOE01 LOE11	5	40~90	17	6	10	7	M3	13
	6		19	7	11	8		15
	8		25	8	13	10	M4	24
	10	40~150	30	10	16	12	M5	30
	12		32	11	18	14	M6	32

Please order as shown

Part Number		L
Code	D	
LOE01	5	40~90
LOE11	6	40~50

LOE01— D5 — L40

Discount price

Per	1~9	10~
Price	100%	Additional quotation

Delivery 11

Miniature Ball Bearing Guide Sets for Ball Sliders

Standard/Compact

Code	Type	Material		Hardness
		Balls	Ball Retainer	Balls
LOQ01	Standard	SUJ2	Copper	58HRC~
LOQ06		SUS440C		56HRC~
LOQ07			Polyacetal	
LOQ21	Compact	SUJ2	Copper	58HRC~
LOQ26		SUS440C		56HRC~



Standard
LOQ01
LOQ06
LOQ07

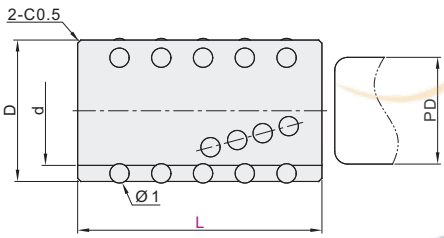

Compact
LOQ21
LOQ26

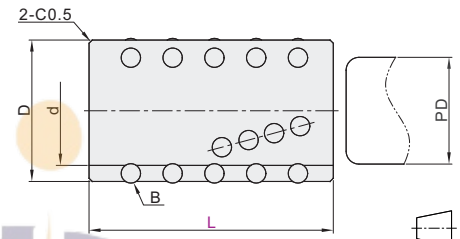

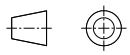

Standard

Part Number		L	PD	D	d
Code	No.				
LOQ01 LOQ06 LOQ07	3*	10 15 20	3	4.8	3.2
	4*	10 15 20	4	5.8	4.2
	5	10 15 20	5	6.8	5.2
	6	15 20 30	6	7.8	6.2
	8	15 20 30	8	9.8	8.2
	10	20 30 40	10	11.8	10.2
	12	20 30 40	12	13.8	12.2

Specification with * not applicable to LOQ07.

Compact

Part Number		L	PD	D	d	B
Code	No.					
LOQ21 LOQ26	2	10 15 20	2	3.1	2.1	0.6
	3	10 15 20	3	4.1	3.1	
	4	10 15 20	4	5.1	4.1	
	5	10 15 20	5	6.1	5.1	
	6	15 20 30	6	7.1	6.1	
	8	15 20 30	8	9.1	8.1	
	10	20 30 40	10	11.8	10.2	1.0
	12	20 30 40	12	13.8	12.2	

Standard

Part Number		L	PD
Code	No.		
LOQ01 LOQ06	3	10 15	3

LOQ01—3—L10

Discount price

Per	1~9	10~
Price	100%	Additional quotation

Holistic Type

Code	Type	Material		Hardness
		Balls	Ball Retainer	Balls
LOQ41	Holistic Type	SUJ2	Copper	58HRC~



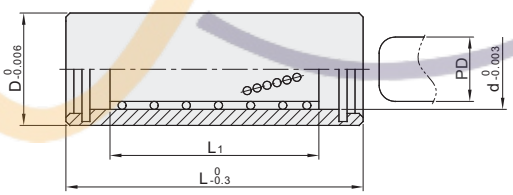

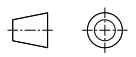

Part Number		PD	L	D	L_1	d
Code	No.					
LOQ41	5	5	17	10	6	7
	6	6	19	11	7	8
	8	8	25	13	8	10
	10	10	30	16	10	12
	12	12	32	18	11	14

Part Number		PD
Code	No.	
LOQ41	5	5
	6	6

LOQ41 — 5

Discount price

Per	1~9	10~
Price	100%	Additional quotation